

Mark Up Your Books!

HOW should I mark up my books?

Margins — use the margins to summarize key ideas in a few words, to outline a passage and to write comments to yourself. Connect your text readings with lectures, other readings and class discussions...get involved.

Underline — underline as little as possible. Underline key phrases (subjects, verbs, etc.), and occasionally whole sentences, if needed. Underline things that will help you study for the test later—concepts, terms, ideas, examples.

Locate — locate all significant ideas and details, such as new terms and examples. Use various marks--brackets, circles, etc.—consistently. For example, circle all new terms, star important examples.






WHEN should I mark up my books?

Annotate your book **AFTER** you have read part of it, so you know what is important.

If the material is very detailed, mark after reading a few paragraphs, or after a section or a chapter, as you judge best.

Marking up your books
does NOT affect the buy-
back price!

WHY should I mark up my books?

-  Active marking means active reading—you are associating what you read with lectures and your own ideas. This means that you will better understand the information.
-  You are deciding what's important and how ideas are related...you are learning to read analytically.
-  By putting ideas in your own words, you are testing your understanding of the information.
-  Active marking and reading helps you concentrate more closely on the material.
-  Marking creates an effective review tool. Use your markings to study for tests, determine what will be on tests, and associate you create an effective **REVIEW** tool. Use markings to trigger recall; before a test, glance at your notes to see how much you can remember.